

Lesson - 5 The Greedy Dog

Book Work-

1. I can be your best friend



2. I don't speak, I bark



3. I can wag my tail



4. I don't have feet, I have Paws



5. I have sharp ears



A. Tick (✓) the correct answer.

1. The dog ran with a piece of (meat ✓/loaf) in his mouth.
2. The dog had to cross a (tunnel/river ✓).
3. The Dog saw (his reflection ✓ / another dog) in the river.
4. The piece of meat looked (smaller/ bigger ✓) in the reflection.
5. The dog (jumped/barked ✓) at the other dog.

A. Fill in the blanks with the words from the box.

greedy, happy, sad, sleepy, angry

1. My friend pushed me I am a ngry.
2. I lost my ball, I am s ad.
3. I got a new toy car, I feel h appy.
4. I don't want to share my toys. I am

g reedy.

5. It is 10 at night, I feel s leepy.

A. Now, fill in the blanks with **This** or **That**.

Eng II

Do this work in
book, page no - 43



1. This is a bag.



2. That is a ball.



3. That is a car.



4. This is a girl.

B. Now, fill in the blanks with **These** or **Those**.



1. These are cats.



2. Those are flowers.



3. These are caps.



4. Those are birds.



5. These are balls.

Lesson - 5

Copy Work -

D/W

1. Piece
2. Meat
3. Hungry
4. Shopkeeper
5. Cross
6. River
7. Bridge
8. Reflection
9. Bigger
10. Greedy

Question/ Answer-

Q.1- Why did the shopkeeper run after the dog?

Ans.- The shopkeeper ran after the dog because he ran away with a piece of meat from his shop.

Q.2- What did the dog see in the water?

Ans.- The dog saw his own reflection in the water.

Q.3- What happened to the dog in the end?

Ans- The dog had to go home without any meat.

Q.4- Describe the dog in the story.

Ans.- The dog was greedy.

Lesson -6 We're Going to the Zoo

Book Work-

A. Choose the correct options to complete the sentences.

1. We're going to the _____.
a. zoo (✓) b. school ()
2. _____ roar and play.
a. Lions (✓) b. Cows ()
3. Elephants _____.
a. eat () b. spray (✓)

A. Write the first letter of each animal name. Circle the pictures with names that begin with the same sound.

1. k



2. L



3. K



4. C



5. Z



6. T



C. Circle the letters that make the vowel sound in these these words.

For example: m o o

t r u e

1. d o

2. s h o e

3. c o o

4. w h o

5. s h o o

6. s u e

D. Circle the letters that make the last consonant sound in these words.

In the word **hand**, **h** is the first consonant sound, **a** is the vowel sound, and **nd** is the last consonant sound.

For example: ha nd

1. s a nd

2. a nd

3. b a nd

4. l a nd

5. w a nd

Lesson- 6

Copy Work-

D/W

1. Kangaroo
2. Cockatoo
3. Lions
4. Roar
5. Spray
6. Neigh

Question/ Answer

Q.1- What will we see at the zoo?

Ans- We will see a kangaroo and a cockatoo.

Q.2- With whom do lions play?

Ans- Lions play with tigers.

Q-3- Do you think the animals have fun in the Zoo?

Ans- yes I think the animals have fun in the zoo.

Lesson-7. The New Shawl

Book Work

Name the objects in the room.



A. Tick the correct answer

.Write the words in the blank.

1. The Monk wanted a (shawl✓/bedsheet) shawl.
2. He needed it for (summers/winters✓) winters.
3. The old shawl was used as a (bedsheet✓/tablecloth) bedsheet.
4. The bedsheet was used as (doormat/pillow✓) pillow.

A. Circle the correct name of the winter garments.

sweater

socks

cap



muffler

gloves

trousers



trousers

sweater

socks



shawl

jacket

muffler



muffler

gloves

trousers



sweater

jacket

shawl



trousers

sweater

cap



jacket

gloves

sweater



B. Match the opposites. One has been done for you.



big



short



heavy



clean




tall

small



dirty

light



A. Rewrite the sentences in the space given below with he, she, it, we, they in place of the words in red.

1. This is Mithu. Mithu is a bird.
This is Mithu. It is a bird.

2.This is Pia.Pia is my friend.

This is Pia, She is my friend.

3.I am Kunal and this is Roshan .Roshan and I are brothers.

I am Kunal and this is Roshan, We are brothers.

4.Ali Firoz and Adil are my uncles, Ali Firoz and Adil live in Agra.

AliFiroz and Adilare my uncles, They live in Agra.

5.This is Ronit.Ronit goes to my school.

This is Ronit, He goes to my school.

Lesson 7 copy work

Dictation word

Shawl

Winter

Worn

Bedsheet

Pillow

Doormat

Smiled

Recycled

Carried

Plenty

Plasticbag

Q/A

Q1What was the great Buddhavdoing when the monk came to talk to him?

Ans He went for a walk.

Q2-What happened to the pillow cover?

Ans-The Monk made it into a doormat.

Q3 The Buddha smiled and gave the monk a new shawl.Why?

Ans He smiled because he was happy that the monk did not waste anything.

Q4 Why do you think we should reuse and recycle?

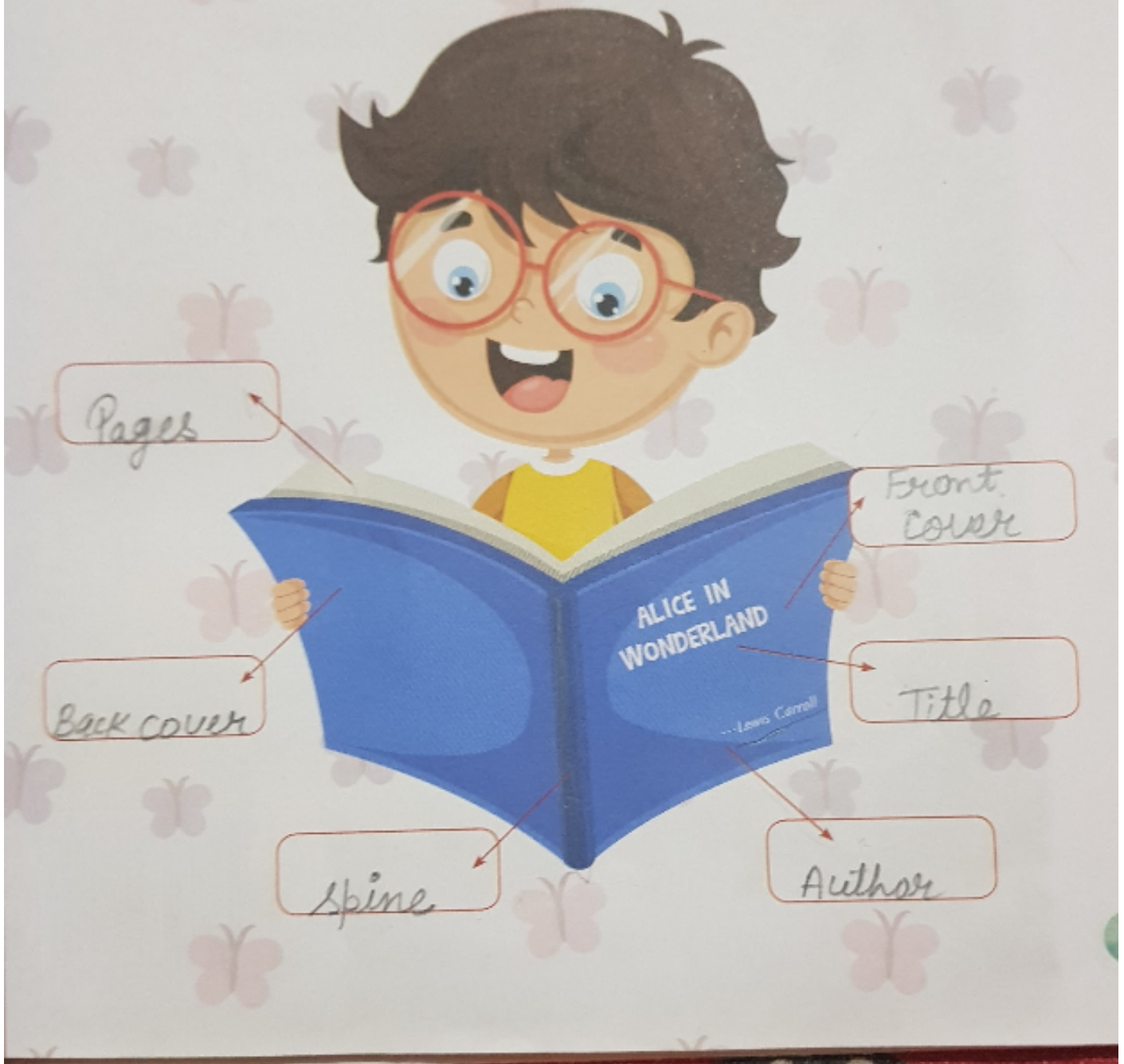
Ans-We should reuse and recycle so that we do not waste things.

Lesson 8 Book Cover

Book work

Name the parts of the book. Use the words given in the help box.

title author pages front cover back cover spine



Comprehension

A. Look at the book cover. Fill in the blanks.


1. The elephant is holding a banana.
2. The monkey is hanging from a tree.
3. The parrot is sitting on a tree.
4. The book has animal tales.
5. The mouse is hiding in the bushes.
6. The rabbit is running.
7. The name of the book is Grandma's Happy Forest Tales.

8. The name of the writer is Shikha Chopra.
9. The stories have animals like monkey, mouse, parrot and elephant.
10. Happy forest tales is a book of animal stories.


B. Look at the book covers. Name the stories.




Alice in Wonderland



Black Beauty




Panchatantra



The Jungle book

A. Circle the given words in the word string.

book cover front back title tale forest



A. Fill in the blanks with a or an.

1. An owl is sitting on a computer.
2. An Octopus is hiding under a rock.
3. A Fox is playing a piano.
4. An Eagle is sitting on an elephant.
5. A monkey is flying an aeroplane.
6. A ship is sailing in a river.
7. An ant is sitting on a leaf.
8. A house is on a hill.
9. A baby is sitting in a pram.
10. A man is driving an electric car.

A. Complete this story by looking at the picture clues.

Tippy, Tappy and Tommy are friends. They are



rabbits

They love to eat



carrots

One day, they go to a field. There they see many



carrots

growing. They are happy! They see some



birds

there. The



birds

tell them,

'Be careful! The farmer is nearby. He has a



stick

He will beat you.' The three



rabbits


do

not listen. They



eat

the



carrots

Suddenly, the



farmer

comes.

He has a



stick

in his



hand

The

rabbits



hop

and run away!

A. Listen to this poem on friends carefully. Now, fill in the blanks by using suitable words from the help box.

Fight, share, care, time, live, friends

Friends do care,

Most of the things we share,

Friends to fight,

But in no time we unite,

Friends are wow,

We cannot live without each other anyhow

Lesson-8

Copy Work

Dictation word

Pages

Title

Author

Spine

Frontcover

Backcover

Lesson 9 Cats Sleep Anywhere

Book Work

Choose suitable homes for these animals.

shed

den

web

coop

nest

1. A lion lives in a *den*



2. A spider lives in a *web*



3. A cow lives in a *shed*



4. A bird lives in a *nest*




5. A hen lives in a *coop*

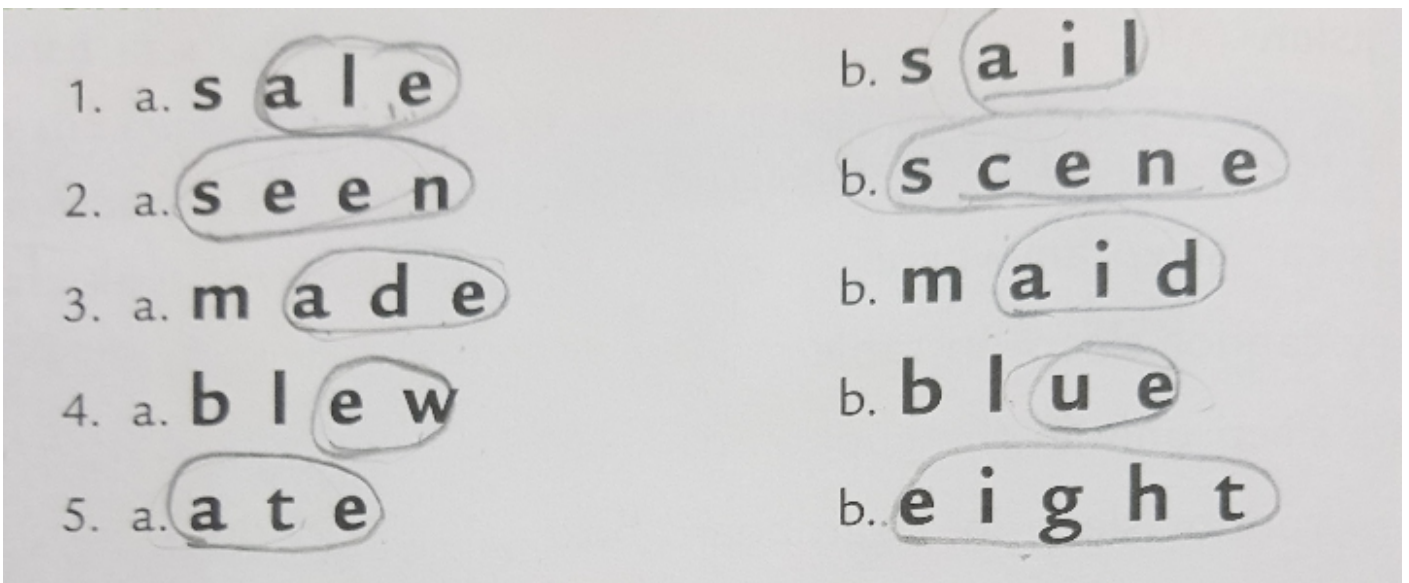


A. Write T for true and F for false.


1. Cats can sleep anywhere. (T)
 2. They cannot sleep on table. (F)
 3. Cat sleep only in the cupboard. (F)
 4. They cannot sleep in a cardboard box. (F)
- A. Circle the letter that make the last consonant sound dge



B. Circle the different letters that make a common sound.



C. Match the given letters to the words where they appear.



Lesson-9

Copy work

Dictation word

Piano

Middle

Drawer

Lap

Cupboard

Frocks

Window

Chair

Que./Ans

Q1-Mention three places where cats can sleep.

Ans Cats can sleep on the table, chair and on the edge.

Q2- Do you think that cats can really sleep anywhere?

Ans-Yes I think.

Q3- How would you feel if your pet slept in your cupboard with your clothes?

Ans I would not feel too good.