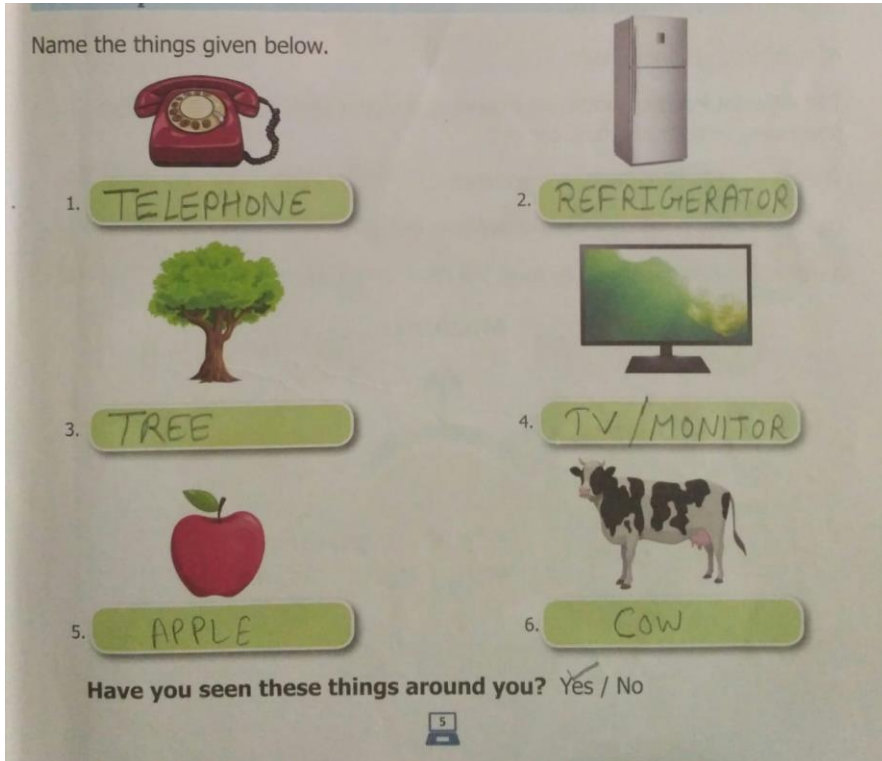


Lesson – 1 Computer – A Machine

Book work

Page no. 5 Warm up



Page no. 6

See the image given on page 5 and write (M) for man-made things and (N) for natural things.

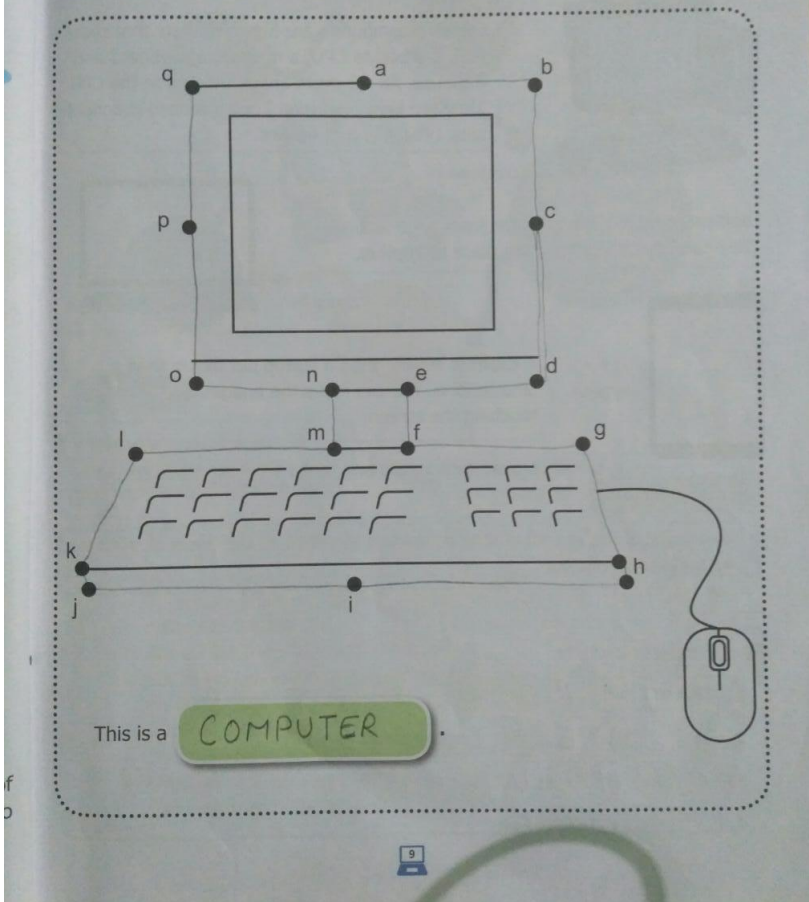
- |      |      |      |
|------|------|------|
| 1. M | 2. M | 3. N |
| 4. M | 5. N | 6. N |

Page no. 9 (Activity)

Join the dots and colour to complete the picture shown.

**Activity**

Join the dots and colour to complete the picture shown.



**Page no. 10 (Try this)**

**Fill in the missing letters.**

1. REFRIGERATOR

2. TELEVISION

3. COMPUTER

4. CYCLE

**Page no. 12 (Exercises)**

**A. Tick (✓) the correct answer.**

1. A machine

(a) works very fast (✓)

(b) does not save time ( )

2. This is a smart machine

(a) Cycle ( )

(b) Computer (✓)

3. Which of these machines run on fuel?

(a) Air cooler ( )

(b) Bus (✓)

4. Tree is a

(a) natural object (✓)

(b) man-made object ( )

5. Which is a man-made thing?

(a) Train (✓)

(b) Hill ( )

**B. State true (T) or false (F).**

1. Machines help us in doing different activities. (T)

2. Machines work very slow. (F)


3. Cycle needs fuel to run. (F)


4. A computer runs on electricity. (T)


5. There is only one type of a computer. (F)

**- Match the following.**

C. Match the following.

1.  (a) Electricity 3

2.  (b) Fuel 1

3.  (c) Human power 2

12

## Fun Time

Write the names of different types of machines with the help of picture clues.



1  
C  
Y  
C  
L



2  
R  
E  
F  
R  
I  
G  
E  
R  
T


3  
T  
E  
L  
E  
V  
I  
S  
I  
O  
N

4  
C  
O  
M  
P  
U  
T  
E  
R




5  
A  
E  
R  
O  
P  
L  
A  
N  
E

6  
M  
I  
C  
R  
O  
W  
A  
V  
E



Colour the different parts of the computer.



## Lesson – 1 (Copy Work)

**Answer the following questions:**

**Q-1:** What is a computer?

**Ans:** A computer is an electronic machine.

**Q-2:** How many types of Computer?

**Ans:** There are three types of computer-

1. Desktop computer
2. Laptop
3. Tablet

**Q-3:** Write two natural things and two man-made things.

**Ans:** Natural things:

\* Tree

\* Cow

Man-made things:

\* Telephone

\* Monitor

**Q-4:** Name two machines that run on electricity.

Ans: 1- Computer

2- Washing machine

---

## Lesson – 2 Uses Of A Computer

### Book work

#### Page no. 21 (Exercises)

#### A. Tick (✓) the correct answer.

1. We use a computer

(a) to play games (✓)

(b) to cook food ( )

2. A computer is used for teaching in a

(a) bank ( )

(b) school (✓)

3. In a restaurant, a computer is used

(a) for playing ( )

(b) for making bills (✓)

4. Computer is required for

(a) eating food ( )

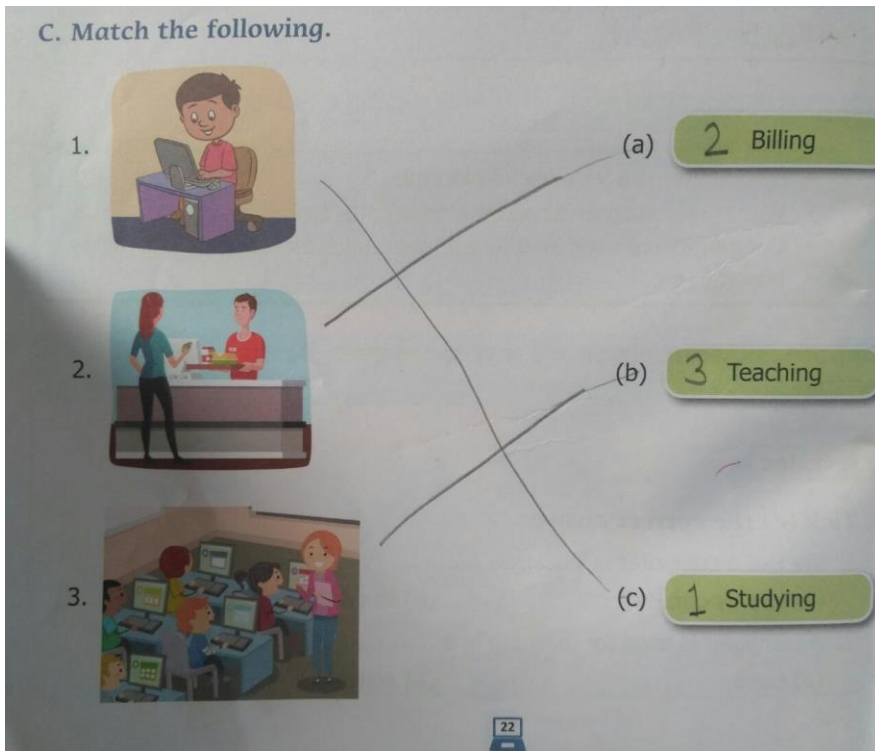
(b) listening music (✓)


#### B. State true (T) or false (F).


1. A computer cannot do calculations. (F)
2. We can study different subjects using a computer. (T)
3. A computer is used in hotels for saving and withdrawing money. (F)
4. A computer cannot be used for different activities. (F)
5. We can use a computer to draw and colour pictures. (T)


**C. Match the following.**

C. Match the following.



1.  (a) 2 Billing

2.  (b) 3 Teaching

3.  (c) 1 Studying

22

**Page no. 23 (Fun Time)**

**Unscramble the names of places where computers are used.**

1. OHME



H O M E

2. SHOIPTLA



H O S P I T A L

3. ERSTARUNAT



R E S T A U R A N T

4. RPIOATR



A I R P O R T

5. NKAB



B A N K

## Lesson – 2 ( Copy Work)

### Answer the following questions:

**Q-1:** What are the uses of a computer?

**Ans:** 1. Play games

2. Solve sums and do calculations.

**Q-2:** Write different places where computers are used?

**Ans:** Computers are used in different places such as home, school, shops, hospital, etc.

**Q-3:** What is the use of Internet?

**Ans:** On Internet, we can find information about everything.

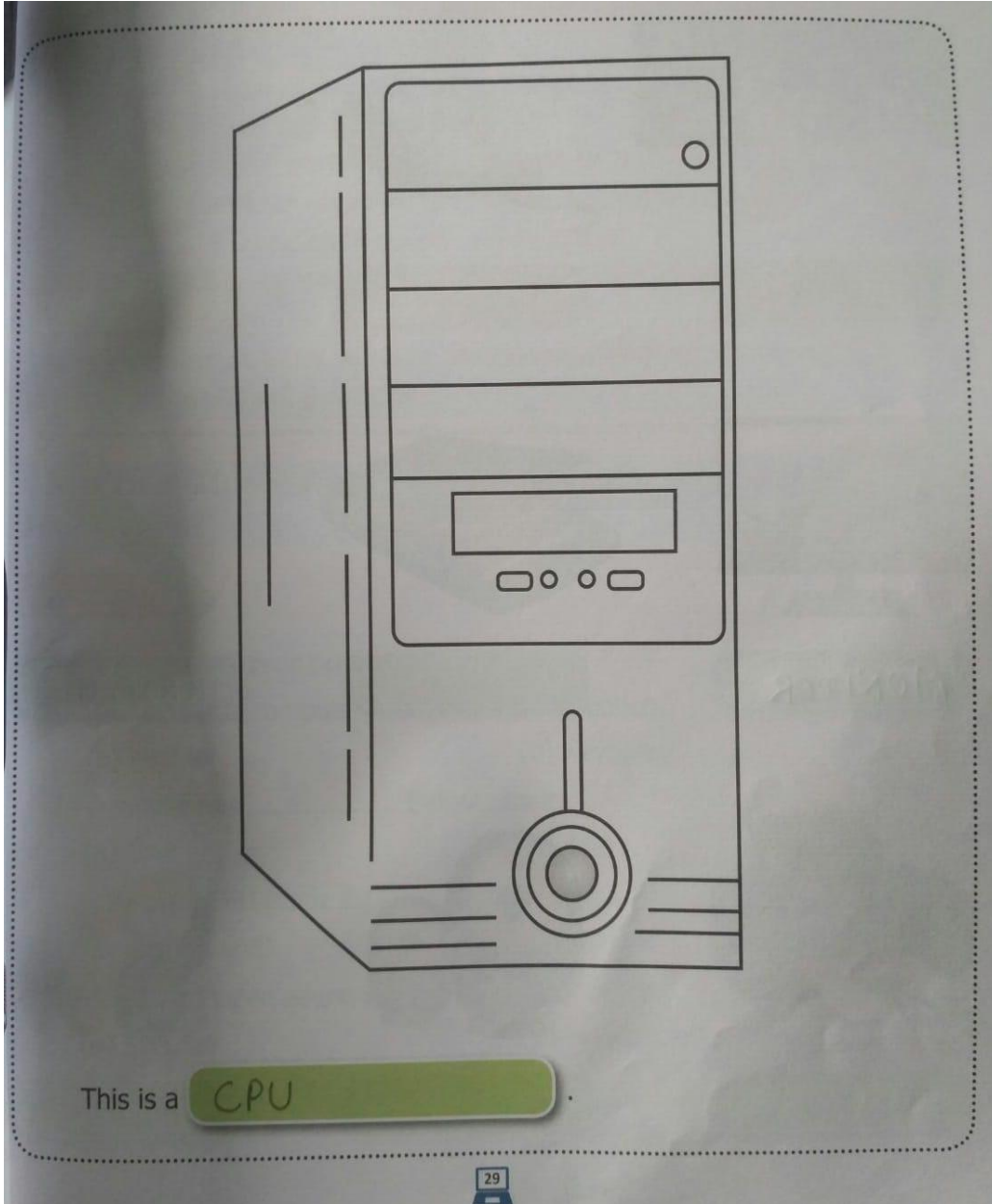
---

# Lesson – 3 Parts Of A Computer

## Book work

Page no. 29 (Activity)

Colour the picture shown below.



**Page no. 30 (Try This)**



## Identify and name the objects.

**Try this!**  
Identify and name the objects.

KEYBOARD      MOUSE      CPU

MONITOR      SCANNER      MICROPHONE

PRINTER      SPEAKER      HEADPHONE

30

### Page no. 31 (Exercise)

#### A. Tick (✓) the correct answer.

1. This part of a computer is used to type alphabets.

- (a) Monitor      ( )      (b) Keyboard      (✓)

2. A mouse has buttons on it.

- (a) One      ( )      (b) Two      (✓)

3. It has the CPU inside it.

- (a) System unit      (✓)      (b) Monitor      ( )

4. It helps to listen sound without disturbing others.

- (a) Speaker      ( )      (b) Headphones      (✓)

5. It gives a printout on a paper.

(a) Printer

( )

(b) Scanner


(✓)


**B. State true (T) or false (F).**


1. A monitor looks like a TV screen. (T)
2. A keyboard has two or more buttons on it. (F)
3. The CPU is called the brain of a computer. (T)
4. A mouse helps a computer to think and perform all tasks. (F)
5. Speakers help us write on the monitor. (F)


**C. Match the following.**


C. Match the following.

1.  (a) Keyboard

2.  (b) Scanner

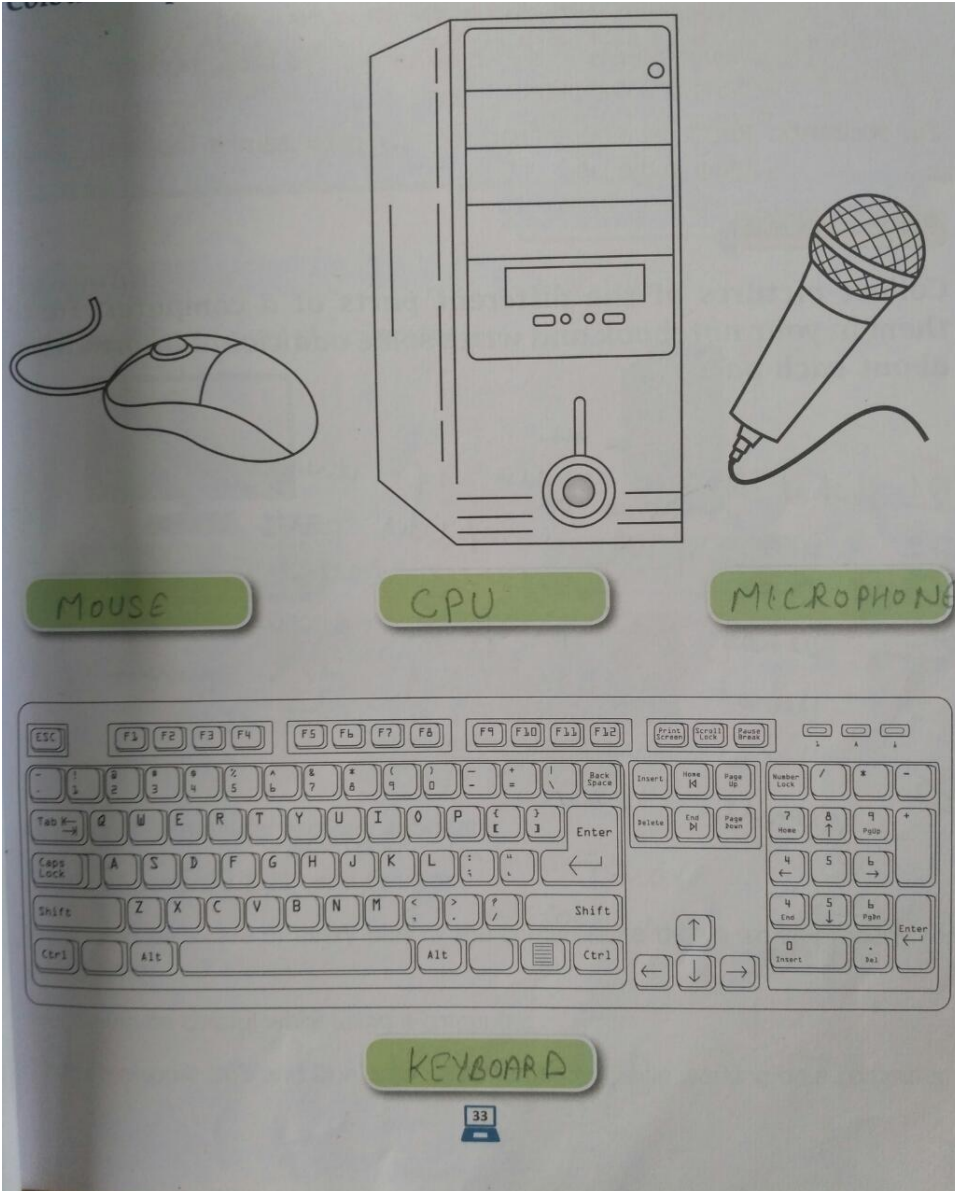
3.  (c) System Unit

4.  (d) Monitor

5.  (e) Printer

32

Colour the parts of a computer and write their names.



### Lesson – 3 (copy work)

Answer the following questions:

**Q-1:** What is known as the brain of the computer?

**Ans:** CPU is known as the brain of the computer.

**Q-2:** Write down the name of main different parts of computer.

**Ans: 1-** Monitor.

**2 -** Keyboard.

3- System unit or CPU box.

4 - Mouse

**Q-3:** How many buttons does a mouse have?

**Ans:** A mouse has two or more buttons.

**Q-4:** What a monitor shows us?

**Ans:** A monitor shows everything we do on a computer.

**Q-5:** What is the use of a mouse?

**Ans:** A mouse is used to point out different objects or folders on the screen.

### **Page no. 39 (Exercise)**

#### **A. Fill in the blanks.**

1. Each part of a computer performs a **different** function.
2. Always clean the computer with a **dry** cloth.
3. We should press the keys of the **keyboard** gently.
4. **Switch on** and **shutdown** the computer properly before and after using it.

#### **B. Tick (✓) the correct answer.**

1. How should we work in the computer room?

- (a) Loudly                    ( )  
(b) Quietly                    (✓)

2. How should we clean the monitor?

- (a) With a dry cloth        (✓)  
(b) With a wet cloth        ( )

3. How should we press the keys of the keyboard?

- a) Gently                      ( )  
b) Roughly                    ( )


C. Look at the pictures. Write Do or Don't in the space provided

1.



Don't

2.



Do

3.



Don't

40

4.



Do

5.



Don't

**D. State true (T) or false (F).**

1. We should not wear headphones while listening to music in public places (F)
2. We should run around in the computer room. (F)
3. We should cover the computer when not in use. (T)
4. We should leave CDs and DVDs lying around without putting them back in their case. (F)

**Lesson – 4 (Copy Work)**

**Answer the following questions.**

**Q-1:** Write two good habits while using the computer.

**Ans:** 1- Work quietly in the computer room.

2. Cover the computer when not in use.

**Q-2:** Write two don'ts to be remembered while working on a computer.

**Ans:** 1- Do not sit very close to the computer.

2. Do not bend forward while working on the computer.

**Q-3:** How we should press the keys of keyboard?

**Ans:** We should press the keys of the keyboard gently.

---